

# RICHMOND INCLUSIVE SCHOOLS CAMPAIGN BRIEFING

## SECONDARY SCHOOL CAPACITY & DEMAND



### APPENDIX 1 – RISC’S ANALYSIS

#### INTRODUCTION

Three issues dominate Richmond Council’s secondary school planning:

1. The need to justify offering the Clifden Road school site and buildings to the church for a Voluntary Aided Catholic School, in line with the Conservative’s election pledge to “encourage a Roman Catholic secondary school” and the Council’s Corporate Plan.
2. The plan for all borough secondary schools to add 6<sup>th</sup> forms.
3. The desire to reduce the 200 unused secondary places at the three existing academies.

We know that the unused capacity is not due to lack of demand for places at good quality secondaries: 1550 borough children applied for places at state secondaries for 2012 entry, far above the expected in-borough uptake of less than 1000. Instead they are due to concerns about quality.

Concern is greatest for Richmond Park Academy (RPA), which has half of the spare places, and to a lesser extent for the two Kunskapsskolan academies, Twickenham and Hampton. They operate an unconventional approach to teaching. While it has the potential to be attractive to parents, it has not yet established a UK track record. And Twickenham Academy is also undergoing a 2 year rebuilding programme, with children learning in portacabins in the meantime. All three academies were under-performing community schools before they converted. Thanks to good work by the schools, improvements are coming through, but not as fast as the Council would like.

If these schools, especially RPA, can get to the stage where they are seen to be as good as the other community secondaries, they will fill up, as there is no shortage of applicants overall.

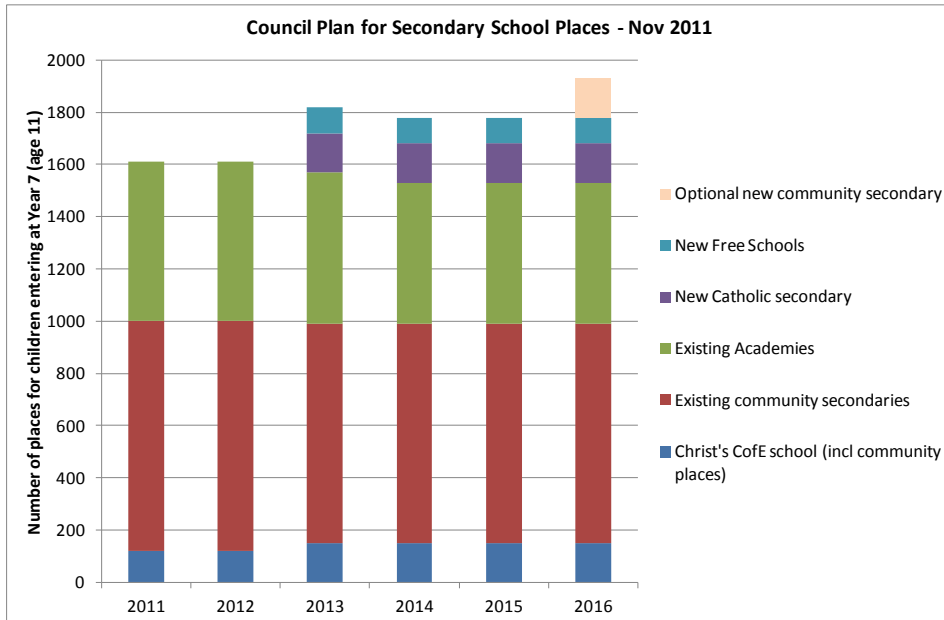
The Council is concerned that, if there is a new good quality community school in Clifden Road, it would slow down the progress at the academies. That is their justification for proposing to offer the Catholic Church a 125 year lease on the site for a Voluntary Aided school – which is expected to have no spaces spare for non-Catholics – rather than any inclusive options.

However there is already a shortage of good quality community secondary school places; and growing demand. The likelihood is that, if Clifden Road becomes a Catholic Voluntary Aided school, non-Catholic parents in central Twickenham who cannot afford to go private will be forced to choose one of the academies; and some will only be given the choice of RPA, which is at the far end of the borough, without easy transport links.

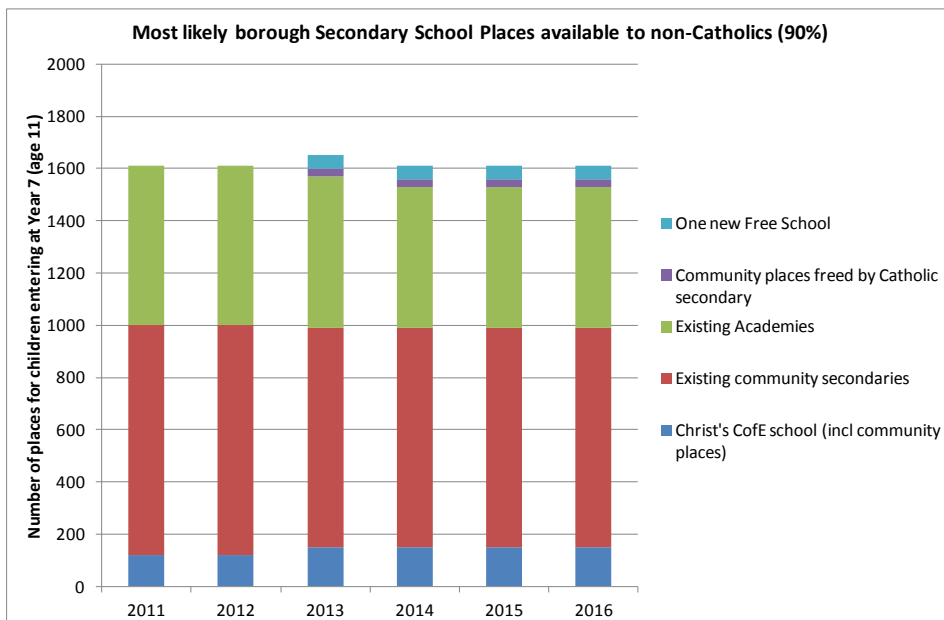
Meanwhile Catholic parents will have an exclusive school in the borough, as well as eligibility for out of borough Catholic schools, and (if the Linked School scheme is dropped) the borough community schools. They will be effectively exempt from the drive to recruit pupils to the academies.

**CAPACITY**

1. This is the Council’s plan (based on Scrutiny Committee figures – see Appendix 2), showing an increase in places in 2013 and, possibly, in 2016:



2. However, if you’re one of the 90% or so of parents who are non-Catholics, and if Clifden Road is used for a Catholic VA school, this is how it’s more likely to look – effectively no net capacity increase between now and 2016 apart from a small blip in 2013:



## **Capacity: the Council's optimistic forecast & our estimate**

### **The Council plans no net increase in Year 7 capacity across Grey Court, Orleans Park, Teddington, Waldegrave Girls, and Christ's schools, despite Council "expansion" claim**

The Council wants all the existing community secondaries (Grey Court, Orleans Park, Teddington and Waldegrave Girls) and Christ's Church of England school (which has some community places) to add 6<sup>th</sup> forms. They currently don't have the room to do that without reducing their Year 7 intake, so the Council is giving them funds to build new capacity, enabling them to keep their Year 7 intake the same. Only one of the schools – Christ's – also plans to add an extra form of entry (30 places). But at the same time, the existing temporary capacity increase at Grey Court is being reversed, reducing the number of places by 40. So the Council's statement in a recent press release that the plan includes "*expansion within the Council's five maintained schools on top of the addition of sixth forms*" is misleading. No net increased capacity is planned at these schools. No argument on that.

### **Year 7 capacity at Twickenham, Hampton and Richmond Park Academies will go down to make space for 6<sup>th</sup> forms.**

The Council also wants the existing academies - Twickenham, Hampton and Richmond Park - to add 6<sup>th</sup> Forms. However, they already have spare capacity, and the Council is no longer in direct control of their funding, so they plan to reduce their Year 7 intake to allow for 6<sup>th</sup> Forms. (Twickenham Academy's current reduction due to building work will simply be continued). A net reduction of 60 in Year 7 intake at the academies is therefore planned. Also no argument on that.

### **A new Catholic VA school won't free-up many (or maybe any) places at other borough schools**

The purpose of the Catholic school is to provide places for children who would currently go to out-of-borough Catholic schools, so it will make little or no contribution to the net availability of places for non-Catholics. Approximately 30 community places currently occupied by Catholic children at borough secondaries might be freed-up. But there is no guarantee that all Catholics would prefer the new Catholic school to a community school, so the number could be zero. It could even be negative if more Catholics choose community secondary schools after the Linked School system is dropped, giving them greater access. In the second picture we have therefore assumed a new Catholic school would free-up 15 places at other borough schools.

### **New "Free Schools" won't make much difference (and may not happen at all)**

New Free Schools are decided by the Department for Education, not by the Council. The council have said that there are three potential Free School proposals for the borough, each with 50 secondary places, opening in 2013. Only the Maharishi School in Hampton has gone public (apart from the Thomson primary-only school in Barnes). We won't know how many have will actually applied by the deadline in February, or whether any of them have been successful, until the results are announced in the summer. In 2011, just 1 in 5 Free School bids were successful nationally. In the main scenario presented to the Scrutiny Committee, the Council assumed that three bids will go ahead, and two of the three will succeed - giving a total of 100 places - and that 95% of these places will be taken by borough children (today only 68% of borough secondary places are taken by borough children).

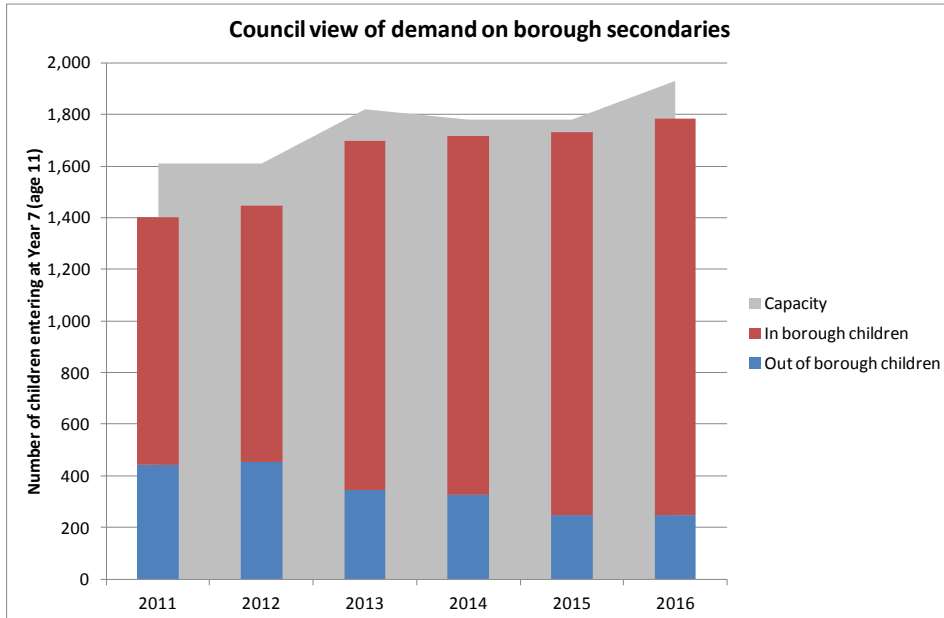
That's all very optimistic. The paper supported by the Cabinet on 24<sup>th</sup> Nov states *"it would be imprudent of the Council to diminish its own plans...on the presumption that any such submissions will be approved, given that there has so far been considerable nation-wide competition for free School funding"*. In other words, the Council's own Cabinet paper says it would be prudent to ignore Free Schools for planning purposes. In the second picture we've assumed one new Free School with 50 places for borough children – still rather high, but more realistic.

**New "community" secondary school in 2016 uncertain and unlikely to be ready on time**

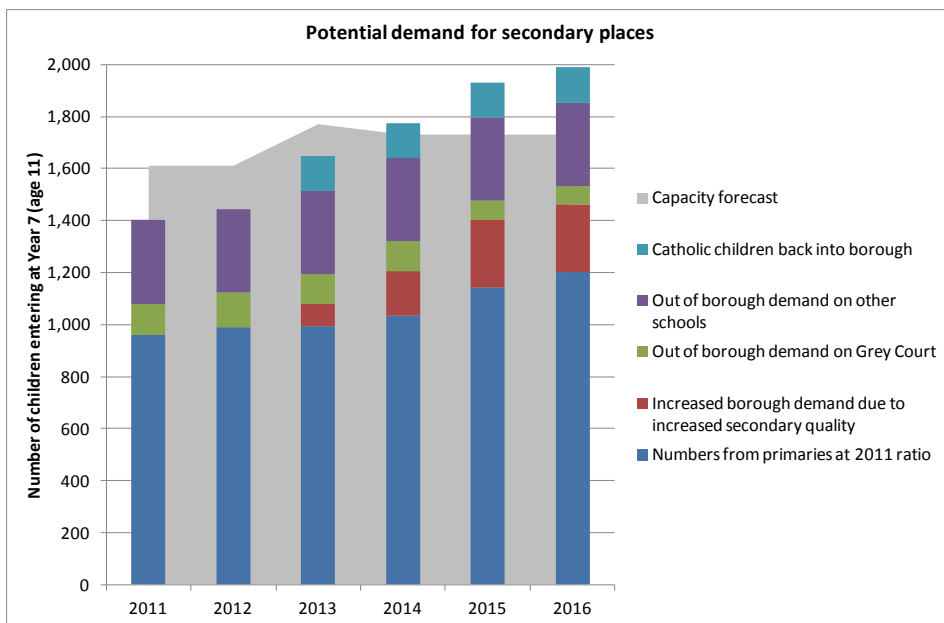
The paper supported by the Cabinet does not mention a new community secondary. It simply says *"...it is probable that the increased demand in the primary sector will not lead to capacity being exceeded until beyond 2016 at the earliest, if at all"*. That is out of line with the figures and statements made to the Scrutiny Committee a few days earlier. The figures there did include a new community secondary, but not until 2016 and on the basis that *"a new community secondary may be required from September 2016, although it may be able [sic] to manage demand without such a school for several years after that"*. The Director of Education said he was in confidential discussions to explore potential sites. But it was pointed out that the lead time for such a school to open in 2016 would mean that a decision to go ahead would probably need to be made in 2012. There is no sign that that will happen, especially as it is not included in the Council's financial plans or in the "key decision" paper adopted by the Cabinet. The second picture therefore assumes that there is no decision in 2012 to build a new community secondary opening in 2016.

**DEMAND**

- This is the plan the Council are talking about (based on Scrutiny Committee figures – see Appendix 2) when they claim there is ample capacity to meet in-borough demand:



- However, there is high uncertainty about secondary school demand. This picture is just as likely as the Council’s forecast. In this forecast, demand exceeds capacity in 2014 :



*Capacity forecast assumes: Catholic school (2013), one Free School (2013), no new community school until after 2016.*

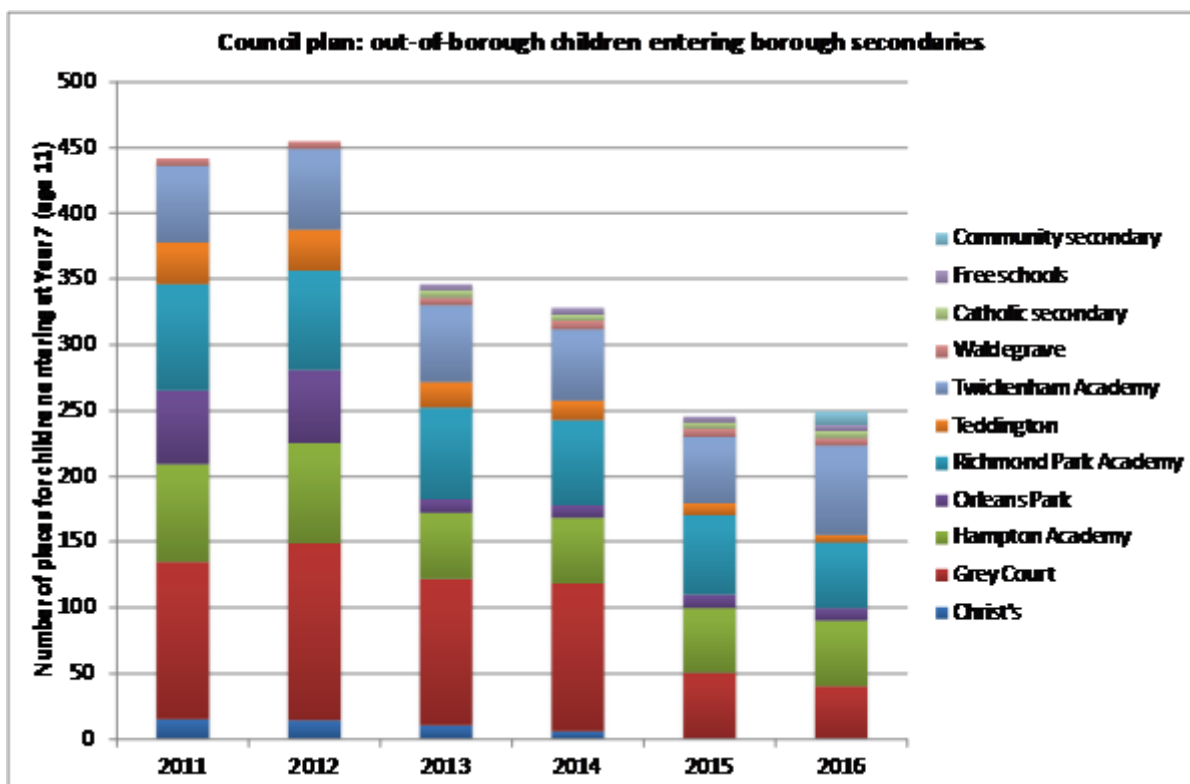
## Demand: the Council’s optimistic forecast & our estimate

Everyone agrees that there has been a big growth in the number of children at borough primaries and these increases will feed through.

The number of children “graduating” from borough primaries (versus 2011) will go up by 175 in 2014, 380 in 2015 and over 480 in 2016. The blue bar in the chart above assumes the ratio of Year 6 primary to Year 7 secondary children remains constant (54%) as the numbers of primary children increase.

**There’s little evidence to back-up the Council’s assumption that the number of out-of-borough children filling places at borough schools will drop by the equivalent of a complete school by 2015.**

Out-of-borough demand is a significant issue for Richmond because of the location of five of the eight schools near to borders, the shape of the borough, and the “Greenwich judgement” by which boroughs cannot discriminate in favour of their own residents. The borough is a significant “net importer” of children from neighbouring boroughs: the 200 or so children from borough Catholic primaries attending out-of-borough Catholic secondaries (mainly in Hounslow) is far out-weighted by the 450 out-of-borough children coming in to borough schools – around 1/3<sup>rd</sup> of the places. The Council’s calculation is that the number of places for in-borough children is simply the difference between the capacity and the uptake from out-of-borough children. Their forecast assumes a 200-place reduction in out-of-borough demand by 2015, as shown in the chart:



- 100 of these extra 200 places are supposed to result from the new secondary planned for north Kingston in 2015. Having failed to receive funding so far, they have applied under the government's (over-subscribed) Priority Schools Building Programme and will hear early in 2012 whether they have been successful. The Council's figures assume that the new Kingston school will open as planned in 2015 and will immediately free-up more than a third of the places at Grey Court in Ham. But Kingston's birth rate has gone up by 30% and they say they need the new capacity to cope with their own demand growth. And Grey Court is now a popular school, so there is no guarantee that Kingston children will stop applying to it. Our forecast therefore assumes a reduction of 40 in out-of-borough uptake at Grey Court as a result of the opening of the new school, rather than 80.
- The other 100 come from the other schools. Overall, half of all the out-of-borough demand is from Hounslow, which has seen a 40% increase in births in the last 10 years. 140 more children will emerge from Hounslow primaries in 2014 than in 2011, rising to 400 in 2015. Their only new secondary is a small Free School opening in 2012. They have bid for funding for a new secondary in the government's latest bidding process and should be able to expand some of their existing community schools. But they do not plan extra capacity to be available until 2015/16. Richmond's forecast assumes that pressure from Hounslow on Richmond places will go down, yet it could just as easily go up. There are equally weak arguments for reductions from other neighbouring boroughs. We have simply assumed that uptake from other boroughs (apart from Kingston) will stay the same as it is now. In practice it could go either way.

**Demand for places will go up if the plan to increase quality at the three academies to similar levels as at other borough schools is successful.**

Richmond already loses an exceptionally large number of children to the private sector between primary and secondary. The borough has the lowest ratio of resident children at state secondaries (in and out of borough) versus those at state primaries of any London borough. In 2010 the figure was under 50%<sup>1</sup>, compared to an average for the ten most prosperous boroughs of 60%. The next lowest was Wandsworth at 55%, while Kingston is over 64%. This is not because the borough is especially prosperous or has an especially high proportion of children at state primaries.

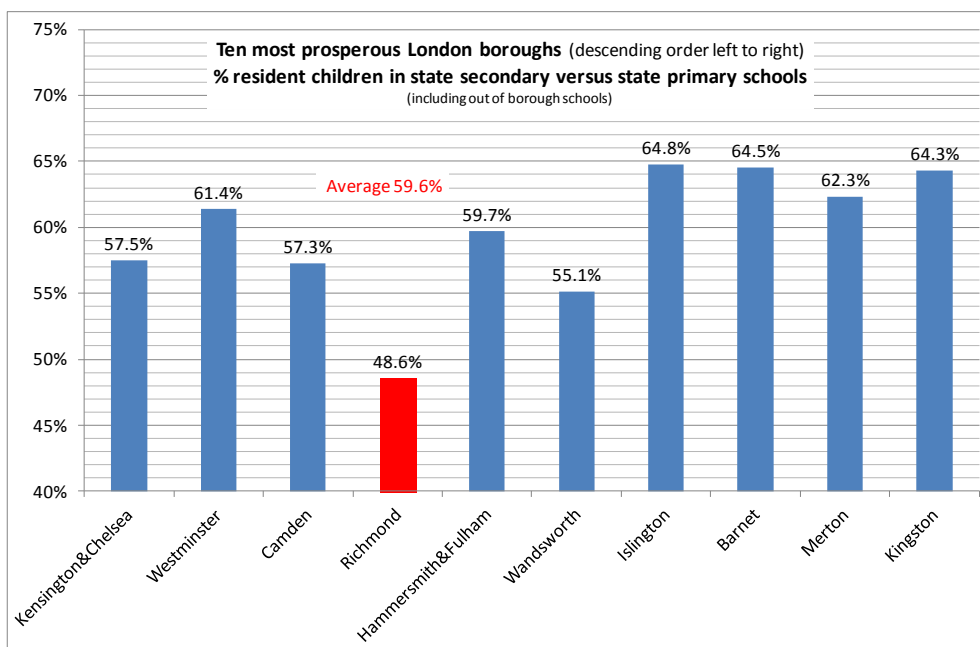
If the Council and the schools are successful in their aim of bringing all the borough's secondaries up to a uniformly high standard, demand will go up. A 60% ratio would imply another 260 borough children seeking places in state secondaries. The Council has indicated that this logic, and a number around 250, is reasonable.

Our forecast assumes that the plans to improve quality at borough secondaries will succeed and there will be an increase in demand of 260 as a result – but spread over 3 years (2013-2015). This is

---

<sup>1</sup> This is ratio of the total number of Richmond children at state schools in 2010. It is not the same as the ratio of children in a given year who go from state primaries to state secondaries.

a modest assumption when compared to the difference between the number of 2012 in-borough applicants (1500) and the number of places expected to be taken up (less than 1000), especially in an economic downturn, where private school fees may cease to be an option for many borough residents.



If the quality improvement does not happen, or is incomplete, then parents will continue to avoid what they perceive as the under-performing schools unless they're forced into them.

### Conclusion

There is nothing unreasonable or extreme about our forecast, yet it predicts that **all** the planned capacity will be used up before 2014, one year after the only secondary site currently available is planned to open as an exclusive Catholic school on a 125 year lease. And it indicates that a further community school will be needed in 2014 or 2015 and further expansions at existing schools in 2016. But there are no plans for any of this additional capacity.



## APPENDIX 2 – COUNCIL FORECAST

## Education and Children's Overview and Scrutiny Committee, 21 November 2011: Appendix 1

Notes: 2011: Grey Court capacity temporarily increased for budgetary reasons; Twickenham Academy capacity reduced by 1FE for duration of new build. 2013: Christ's capacity permanently increased by 1FE; 'linked school' criterion removed for Grey Court, Orleans Park, Teddington and the three sponsored academies; Grey Court capacity reduced to normal PAN; capacity at Hampton Academy and Twickenham Academy permanently reduced by 1FE each to accommodate sixth forms; establishment of 5FE Catholic secondary school; establishment of three free schools. 2014: capacity at Richmond Park Academy permanently reduced by 1FE to accommodate a sixth form. 2015: establishment of 8FE community school in north Kingston would free up places for LBRuT children at Christ's and Grey Court. 2016: establishment of 5FE community school/academy - with consequent adverse effects upon recruitment at Richmond Park and Twickenham.

September	Christ's	Grey Court	Hampton Academy	Orleans Park	Richmond Park Academy	Teddington	Twickenham Academy	Waldgrave	Catholic secondary	Free schools	Community secondary	Total
2011	Permanent capacity	120	200	210	200	220	240	210	200			1,600
	Capacity	120	240	210	200	220	240	180	200			1,610
	In-borough take-up	105	102	110	144	25	208	71	194			959
	Out-borough take-up	15	120	74	56	81	32	58	6			442
	% in-borough take-up	88%	46%	60%	72%	24%	87%	55%	97%			68%
	Take-up*	120	222	184	200	106	240	129	200			1,401
Spare capacity	0	18	26	0	114	0	51	0			209	
2012	Capacity	120	240	210	200	220	240	180	200			1,610
	In-borough take-up	106	105	114	144	45	208	74	194			990
	Out-borough take-up	14	135	76	56	75	32	61	6			455
	% in-borough take-up	88%	44%	60%	72%	38%	87%	55%	97%			69%
	Take-up	120	240	190	200	120	240	135	200			1,445
	Spare capacity	0	0	20	0	100	0	45	0			165
2013	Capacity	150	200	180	200	220	240	180	200	150	100	1,820
	In-borough take-up	140	88	130	190	63	220	87	194	145	95	1,352
	Out-borough take-up	10	112	50	10	70	20	58	6	5	5	346
	% in-borough take-up	93%	44%	72%	95%	47%	92%	60%	97%	97%	95%	80%
	Take-up	150	200	180	200	133	240	145	200	150	100	1,698
	Spare capacity	0	0	0	0	87	0	35	0	0	0	122
2014	Capacity	150	200	180	200	180	240	180	200	150	100	1,780
	In-borough take-up	144	88	130	190	75	225	101	194	145	95	1,387
	Out-borough take-up	6	112	50	10	65	15	54	6	5	5	328
	% in-borough take-up	96%	44%	72%	95%	54%	94%	65%	97%	97%	95%	81%
	Take-up	150	200	180	200	140	240	155	200	150	100	1,715
	Spare capacity	0	0	0	0	40	0	25	0	0	0	65
2015	Capacity	150	200	180	200	180	240	180	200	150	100	1,780
	In-borough take-up	150	150	130	190	85	230	115	194	145	95	1,484
	Out-borough take-up	0	50	50	10	60	10	50	6	5	5	246
	% in-borough take-up	100%	75%	72%	95%	59%	96%	70%	97%	97%	95%	86%
	Take-up	150	200	180	200	145	240	165	200	150	100	1,730
	Spare capacity	0	0	0	0	35	0	15	0	0	0	50
2016	Capacity	150	200	180	200	180	240	180	200	150	100	1,930
	In-borough take-up	150	160	130	190	65	235	82	194	145	95	1,536
	Out-borough take-up	0	40	50	10	50	5	68	6	5	5	249
	% in-borough take-up	100%	80%	72%	95%	57%	98%	55%	97%	97%	95%	86%
	Take-up	150	200	180	200	115	240	150	200	150	100	1,785
	Spare capacity	0	0	0	0	65	0	30	0	0	0	145
2017	Capacity	150	200	180	200	180	240	180	200	150	100	1,930
	In-borough take-up	150	170	130	190	75	240	82	194	145	95	1,571
	Out-borough take-up	0	30	50	10	50	0	68	6	5	5	234
	% in-borough take-up	100%	85%	72%	95%	60%	100%	55%	97%	97%	95%	87%
	Take-up	150	200	180	200	125	240	150	200	150	100	1,805
	Spare capacity	0	0	0	0	55	0	30	0	0	0	125
2018	Capacity	150	200	180	200	180	240	180	200	150	100	1,930
	In-borough take-up	150	180	130	190	85	240	82	194	145	95	1,601
	Out-borough take-up	0	20	50	10	50	0	68	6	5	5	224
	% in-borough take-up	100%	90%	72%	95%	63%	100%	55%	97%	97%	95%	88%
	Take-up	150	200	180	200	135	240	150	200	150	100	1,825
	Spare capacity	0	0	0	0	45	0	30	0	0	0	105
2019	Capacity	150	200	180	200	180	240	180	200	150	100	1,930
	In-borough take-up	150	190	130	190	95	240	82	194	145	95	1,631
	Out-borough take-up	0	10	50	10	50	0	68	6	5	5	214
	% in-borough take-up	100%	95%	72%	95%	66%	100%	55%	97%	97%	95%	88%
	Take-up	150	200	180	200	145	240	150	200	150	100	1,845
	Spare capacity	0	0	0	0	35	0	30	0	0	0	85
2020	Capacity	150	200	180	200	180	240	180	200	150	100	1,930
	In-borough take-up	150	190	130	190	105	240	82	194	145	95	1,651
	Out-borough take-up	0	10	50	10	50	0	68	6	5	5	214
	% in-borough take-up	100%	95%	72%	95%	68%	100%	55%	97%	97%	95%	89%
	Take-up	150	200	180	200	155	240	150	200	150	100	1,865
	Spare capacity	0	0	0	0	25	0	30	0	0	0	65

\* On-roll numbers at 17 October 2011.